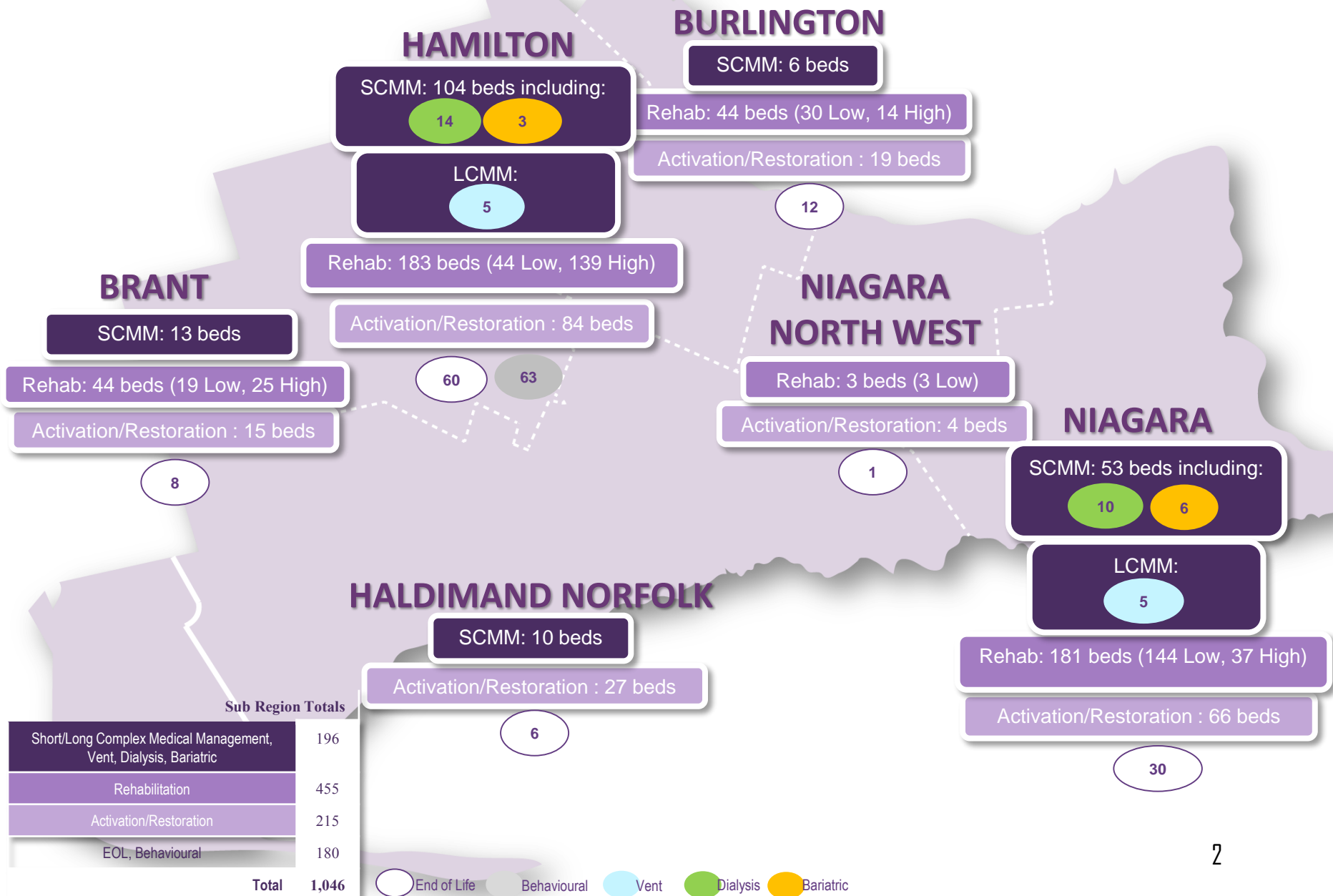


HNHB LHIN & Sub-Region Rehabilitative Care Maps

April 2017

HNHB LHIN Sub-Region Totals (as of April 1, 2017)



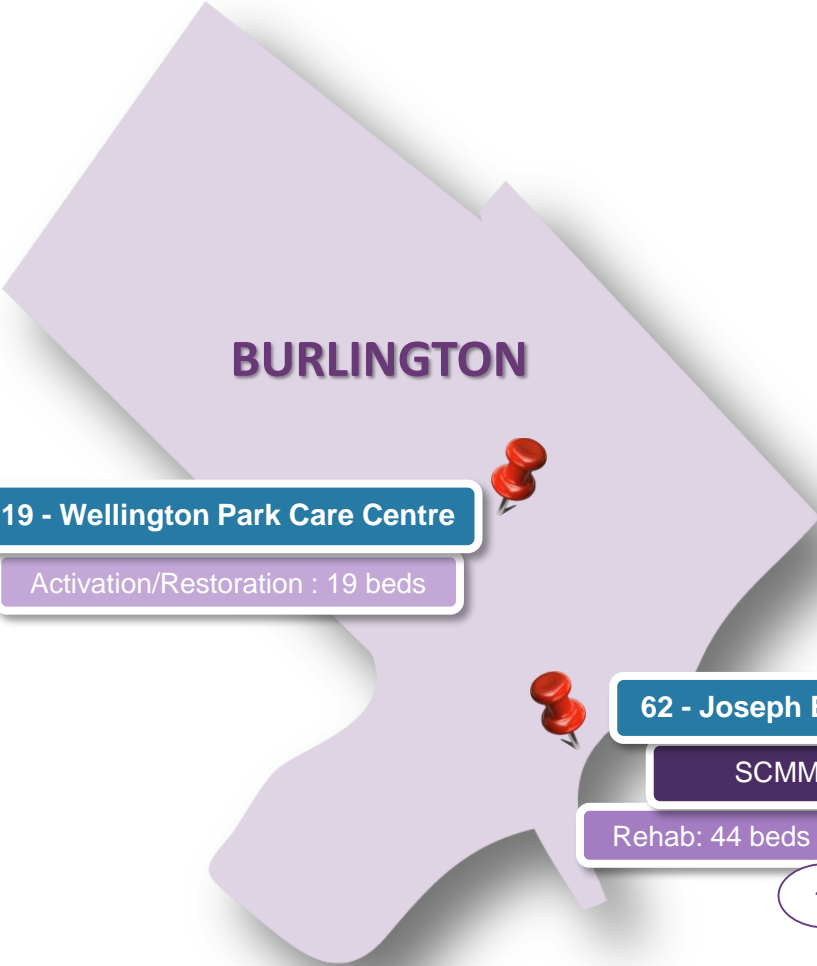
HNHB LHIN Current State Bedded Level of Rehabilitative Care (as of April 1, 2017)

| Location | Total | Short & *Long Term Complex Medical Management | | | | Rehabilitation | | Activation/ Restoration |
|--------------------|------------|---|------------|-----------|-----------|----------------|----------------|-------------------------|
| | | SCMM | Vent | Dialysis | Bariatric | Low Intensity | High Intensity | |
| JBH | 50 | 6 | | | | 30 | 14 | |
| *SJHH | 66 | 24 | *5 | 14 | 3 | | 20 | |
| <u>HHS</u> | <u>233</u> | <u>63</u> | | | | <u>47</u> | <u>119</u> | <u>4</u> |
| SPH | 107 | 63 | | | | 44 | | |
| Juravinski | 45 | | | | | | 45 | |
| Regional Rehab | 74 | | | | | | 74 | |
| WLMH | 7 | | | | | 3 | | 4 |
| HDS | 129 | 10 | | | | 68 | 37 | 14 |
| *NHS | <u>144</u> | <u>27</u> | <u>*5</u> | <u>10</u> | <u>6</u> | <u>76</u> | | <u>20</u> |
| DMH | 35 | 10 | | | | 22 | | 3 |
| GNG | 40 | 10 | | | 3 | 26 | | 1 |
| PCG | 40 | 7 | | | 1 | 18 | | 14 |
| *WHS | 29 | | *5 | 10 | 2 | 10 | | 2 |
| NGH | 23 | 6 | | | | | | 17 |
| BCHS | 72 | 13 | | | | 19 | 25 | 15 |
| HWMH | 14 | 4 | | | | | | 10 |
| Dundurn Place | 28 | | | | | | | 28 |
| Linhaven | 20 | | | | | | | 20 |
| Shalom Village | 15 | | | | | | | 15 |
| St. Joseph's Villa | 41 | | | | | | | 41 |
| WPCC | 19 | | | | | | | 19 |
| Pleasant Manor | 12 | | | | | | | 12 |
| LHIN TOTAL | 866 | 153 | *10 | 24 | 9 | 240 | 215 | 215 |

HNHB LHIN Current State End of Life and Behavioural Beds (as of April 1, 2017)

| Location | End of Life | Behavioural |
|---|-------------------------------|-----------------|
| JBH | 12 | |
| <u>HHS</u> SPH Juravinski Regional Rehab WLMH | <u>61</u> 60 1 | <u>63</u> 63 |
| HDS | 5 | |
| <u>NHS</u> DMH GNG PCG WHS | <u>25</u> 5 8 6 6 | |
| NGH | 3 | |
| BCHS | 8 | |
| HWMH | 3 | |
| LHIN TOTAL | 117 | 63 |

Burlington Sub-Region



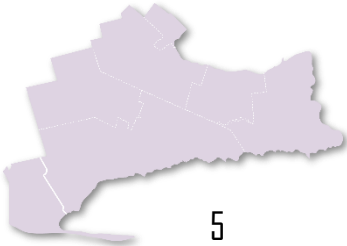
Site Bed Numbers

| | |
|--------------|-----------|
| WPCC | 19 |
| JBH | 62 |
| Total | 81 |

Sub Region Totals

| | |
|--|-----------|
| Short/Long Complex Medical Management, Vent, Dialysis, Bariatric | 6 |
| Rehabilitation | 44 |
| Activation/Restoration | 19 |
| EOL, Behavioural | 12 |
| Total | 81 |

○ End of Life ● Behavioural ● Vent ● Dialysis ● Bariatric

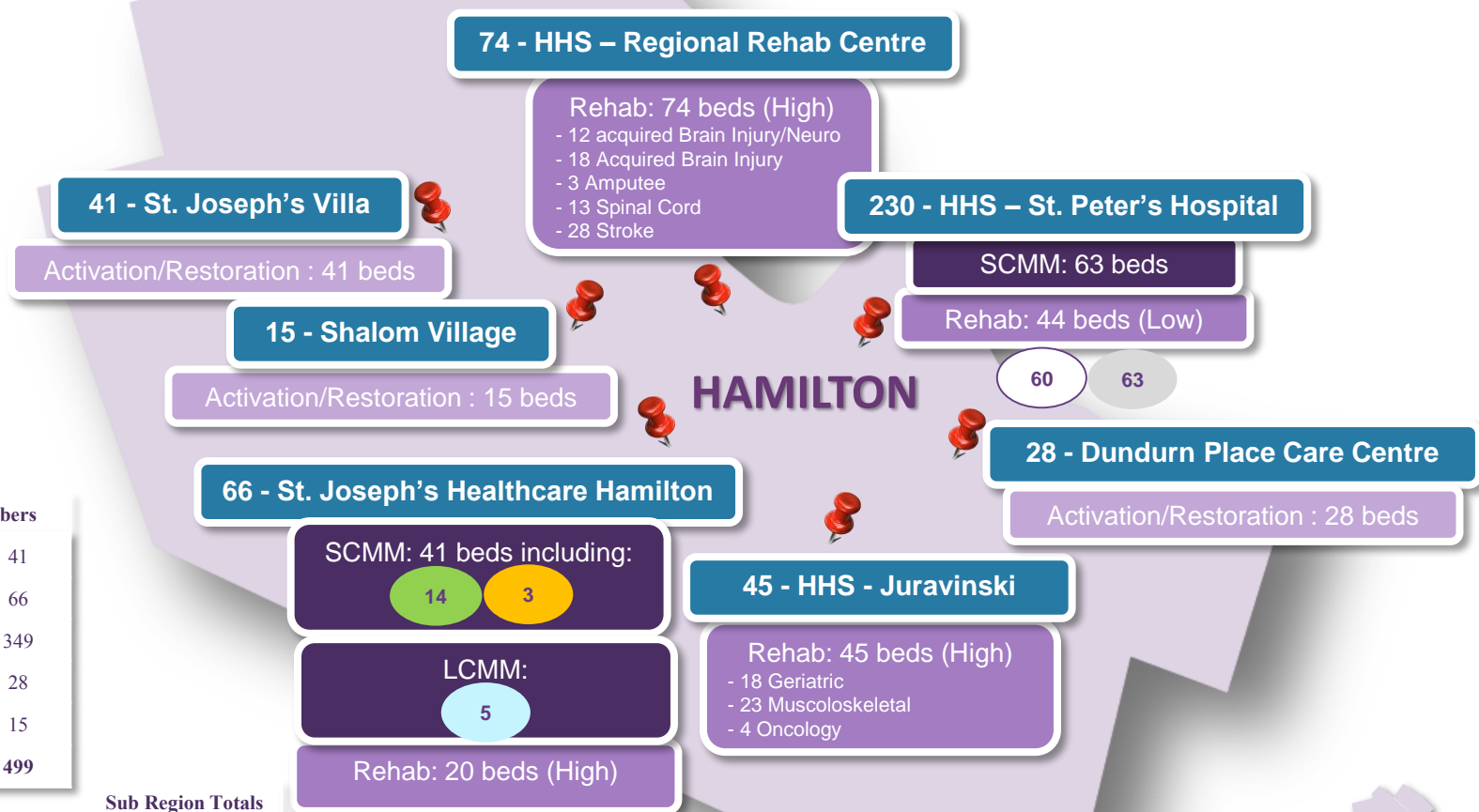


Burlington Sub-Region Current State Level of Rehabilitative Care (as of April 1, 2017)

| Location | Total | Short & *Long Term Complex Medical Management | | | | Rehabilitation | | Activation/ Restoration |
|--------------|-----------|---|------|----------|-----------|----------------|----------------|-------------------------|
| | | SCMM | Vent | Dialysis | Bariatric | Low Intensity | High Intensity | |
| JBH | 50 | 6 | | | | 30 | 14 | |
| WPCC | 19 | | | | | | | 19 |
| TOTAL | 69 | 6 | | | | 30 | 14 | 19 |

| Location | End of Life | Behavioural |
|-------------------------|-------------|-------------|
| JBH | 12 | |
| Sub-Region TOTAL | 12 | |

Hamilton Sub-Region Current State (as of April 1, 2017)

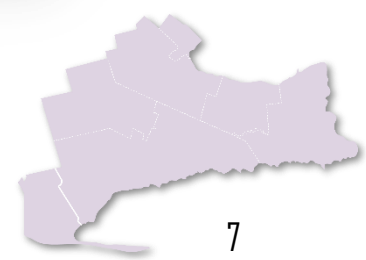


Site Bed Numbers

| | |
|--------------|------------|
| SJV | 41 |
| SJHH | 66 |
| HHS | 349 |
| Dundurn | 28 |
| Shalom | 15 |
| Total | 499 |

Sub Region Totals

| | |
|--|------------|
| Short/Long Complex Medical Management, Vent, Dialysis, Bariatric | 109 |
| Rehabilitation | 183 |
| Activation/Restoration | 84 |
| EOL, Behavioural | 123 |
| Total | 499 |

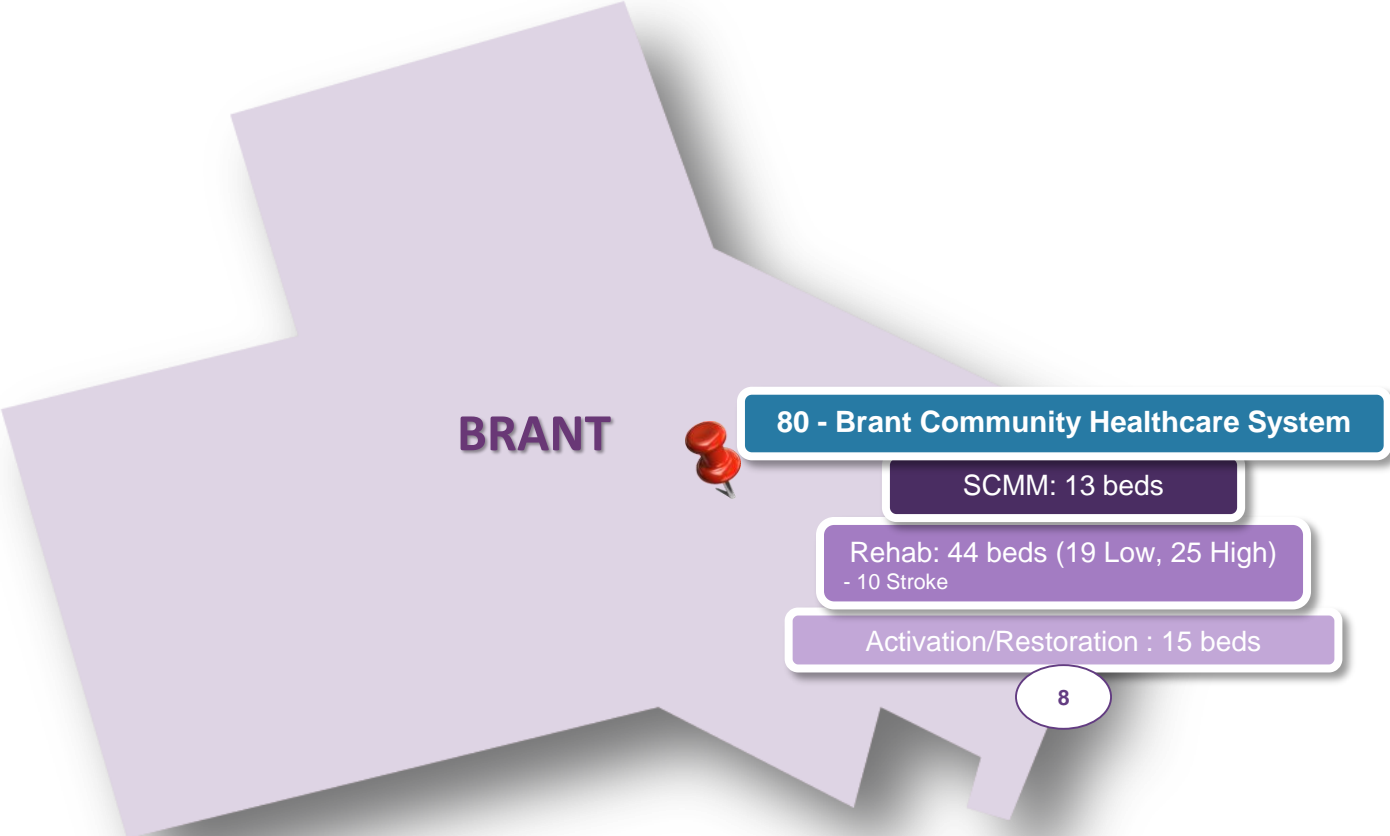


Hamilton Sub-Region Current State Level of Rehabilitative Care (as of April 1, 2017)

| Location | Total | Short & *Long Term Complex Medical Management | | | | Rehabilitation | | Activation/ Restoration |
|--------------------|------------|---|-----------|-----------|-----------|----------------|----------------|-------------------------|
| | | SCMM | Vent | Dialysis | Bariatric | Low Intensity | High Intensity | |
| *SJHH | 66 | 24 | *5 | 14 | 3 | | 20 | |
| HHS | <u>226</u> | <u>63</u> | | | | <u>44</u> | <u>119</u> | |
| SPH | 107 | 63 | | | | 44 | | |
| Juravinski | 45 | | | | | | 45 | |
| Regional Rehab | 74 | | | | | | 74 | |
| Dundurn Place | 28 | | | | | | | 28 |
| Shalom Village | 15 | | | | | | | 15 |
| St. Joseph's Villa | 41 | | | | | | | 41 |
| TOTAL | 376 | 87 | *5 | 14 | 3 | 44 | 139 | 84 |

| Location | End of Life | Behavioural |
|-------------------------|-------------|-------------|
| HHS | <u>60</u> | <u>63</u> |
| SPH | 60 | 63 |
| Juravinski | | |
| Regional Rehab | | |
| Sub-Region TOTAL | 60 | 63 |

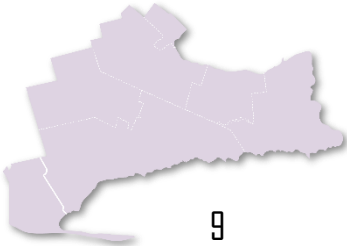
Brant Sub-Region



| Site Bed Numbers | |
|------------------|-----------|
| BCHS | 80 |
| Total | 80 |

| Sub Region Totals | |
|--|-----------|
| Short/Long Complex Medical Management, Vent, Dialysis, Bariatric | 13 |
| Rehabilitation | 44 |
| Activation/Restoration | 15 |
| EOL, Behavioural | 8 |
| Total | 80 |

End of Life
 Behavioural
 Vent
 Dialysis
 Bariatric



Brant Sub-Region Current State Level of Rehabilitative Care (as of April 1, 2017)

| Location | Total | Short & *Long Term Complex Medical Management | | | | Rehabilitation | | Activation/ Restoration |
|--------------|-----------|---|------|----------|-----------|----------------|----------------|-------------------------|
| | | SCMM | Vent | Dialysis | Bariatric | Low Intensity | High Intensity | |
| BCHS | 72 | 13 | | | | 19 | 25 | 15 |
| TOTAL | 72 | 13 | | | | 19 | 25 | 15 |

| Location | End of Life | Behavioural |
|-------------------------|-------------|-------------|
| BCHS | 8 | |
| Sub-Region TOTAL | 8 | |

Haldimand Norfolk Sub-Region

HALDIMAND NORFOLK

26 - Norfolk General Hospital

SCMM: 6 beds

Activation/Restoration : 17 beds

3

17 - Haldimand War Memorial Hospital

SCMM: 4 beds

Activation/Restoration : 10 beds

3

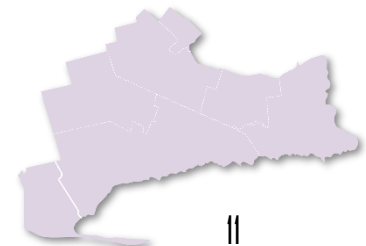
Site Bed Numbers

| | |
|--------------|-----------|
| NGH | 26 |
| HWMH | 17 |
| Total | 43 |

Sub Region Totals

| | |
|--|-----------|
| Short/Long Complex Medical Management, Vent, Dialysis, Bariatric | 10 |
| Rehabilitation | 0 |
| Activation/Restoration | 27 |
| EOL, Behavioural | 6 |
| Total | 43 |

○ End of Life ● Behavioural ● Vent ● Dialysis ● Bariatric

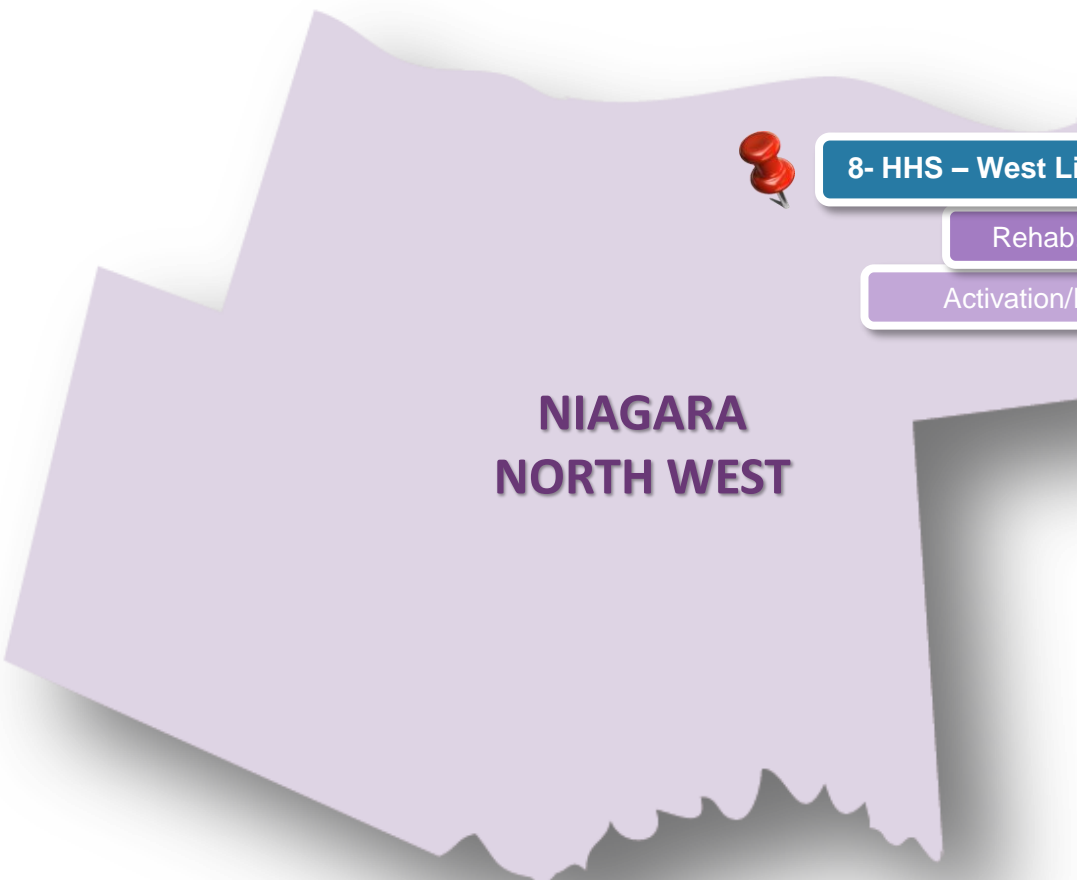


Haldimand Norfolk Sub-Region Current State Level of Rehabilitative Care (as of April 1, 2017)

| Location | Total | Short & *Long Term Complex Medical Management | | | | Rehabilitation | | Activation/ Restoration |
|--------------|-----------|---|------|----------|-----------|----------------|----------------|-------------------------|
| | | SCMM | Vent | Dialysis | Bariatric | Low Intensity | High Intensity | |
| NGH | 23 | 6 | | | | | | 17 |
| HWMH | 14 | 4 | | | | | | 10 |
| TOTAL | 37 | 10 | | | | | | 27 |

| Location | End of Life | Behavioural |
|-------------------------|-------------|-------------|
| NGH | 3 | |
| HWMH | 3 | |
| Sub-Region TOTAL | 6 | |

Niagara North West Sub-Region



8- HHS – West Lincoln Memorial Hospital

Rehab: 3 beds (3 Low)

Activation/Restoration : 4 beds

1

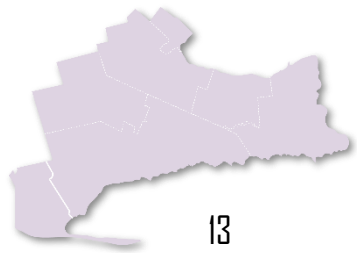
Site Bed Numbers

| | |
|--------------|----------|
| HHS | 8 |
| Total | 8 |

Sub Region Totals

| | |
|--|----------|
| Short/Long Complex Medical Management, Vent, Dialysis, Bariatric | 0 |
| Rehabilitation | 3 |
| Activation/Restoration | 4 |
| EOL, Behavioural | 1 |
| Total | 8 |

- End of Life
- Behavioural
- Vent
- Dialysis
- Bariatric



HNHB LHIN Current State Level of Rehabilitative Care (as of April 1, 2017)

| Location | Total | Short & *Long Term Complex Medical Management | | | | Rehabilitation | | Activation/ Restoration |
|--------------|----------|---|------|----------|-----------|----------------|----------------|-------------------------|
| | | SCMM | Vent | Dialysis | Bariatric | Low Intensity | High Intensity | |
| WLMH | 7 | | | | | 3 | | 4 |
| TOTAL | 7 | | | | | 3 | | 4 |

| Location | End of Life | Behavioural |
|-------------------------|-------------|-------------|
| WLMH | 1 | |
| Sub-Region TOTAL | 1 | |

Niagara Sub-Region

20 - Linhaven Convalescent Care Centre

Activation/Restoration : 20 beds

12 - Pleasant Manor

Activation/Restoration : 12 beds

134 - Hotel Dieu Shaver

SCMM: 10 beds

Rehab: 105 beds (68 Low, 37 High)

Activation/Restoration: 14 beds

48 - NHS – Greater Niagara General

SCMM: 13 beds including:

3

Rehab: 26 beds (26 Low)

Activation/Restoration : 1 bed

5

NIAGARA

35 - NHS - Welland

SCMM: 12 beds including:

10

2

LCMM:

5

Rehab: 10 beds (10 Low)

Activation/Restoration: 2 beds

46 - NHS – Port Colborne

SCMM: 8 beds including:

1

Rehab: 18 beds (18 Low)

Activation/Restoration : 14 beds

8

40 - NHS – Douglas Memorial

SCMM: 10 beds

Rehab: 22 beds (22 Low)

Activation/Restoration : 3 beds

5

Site Bed Numbers

| | |
|--------------|------------|
| HDS | 134 |
| NHS | 169 |
| Linhaven | 20 |
| Pleasant | 12 |
| Total | 335 |

Sub Region Totals

| | |
|--|------------|
| Short/Long Complex Medical Management, Vent, Dialysis, Bariatric | 58 |
| Rehabilitation | 181 |
| Activation/Restoration | 66 |
| EOL, Behavioural | 30 |
| Total | 335 |

○ End of Life ○ Behavioural ○ Vent ○ Dialysis ○ Bariatric

6

6

15

Niagara Sub-Region Current State Level of Rehabilitative Care (as of April 1, 2017)

| Location | Total | Short & *Long Term Complex Medical Management | | | | Rehabilitation | | Activation/ Restoration |
|----------------|------------|---|----------|-----------|-----------|----------------|----------------|-------------------------|
| | | SCMM | Vent | Dialysis | Bariatric | Low Intensity | High Intensity | |
| HDS | 129 | 10 | | | | 68 | 37 | 14 |
| *NHS | 144 | <u>27</u> | <u>5</u> | <u>10</u> | <u>6</u> | <u>76</u> | | <u>20</u> |
| DMH | 35 | 10 | | | | 22 | | 3 |
| GNG | 40 | 10 | | | 3 | 26 | | 1 |
| PCG | 40 | 7 | | | 1 | 18 | | 14 |
| *WHS | 29 | | 5 | 10 | 2 | 10 | | 2 |
| Linhaven | 20 | | | | | | | 20 |
| Pleasant Manor | 12 | | | | | | | 12 |
| TOTAL | 305 | 60 | 5 | 10 | 6 | 68 | 37 | 119 |

| Location | End of Life | Behavioural |
|-------------------------|-------------|-------------|
| HDS | 5 | |
| <u>NHS</u> | <u>25</u> | |
| DMH | 5 | |
| GNG | 8 | |
| PCG | 6 | |
| WHS | 6 | |
| Sub-Region TOTAL | 30 | |