

# **Analysis of Muskoka Sub-Region Long-Term Care Placements**

# Analysis of Muskoka Sub-Region Long-Term Care Placements

## Fiscal Year 2018-2019 to Fiscal Year 2020-2021

In this analysis, we have examined the number and percentage of patients placed from their home sub-region to a long-term care home in each sub-region (NSM and out of region) for FY 2018-2019 and FY 2020-2021. Patient's home sub-region is determined by the patient's latest home address prior to long-term care placement.

To understand the situation for Muskoka specifically, 3 aspects of information will be examined:

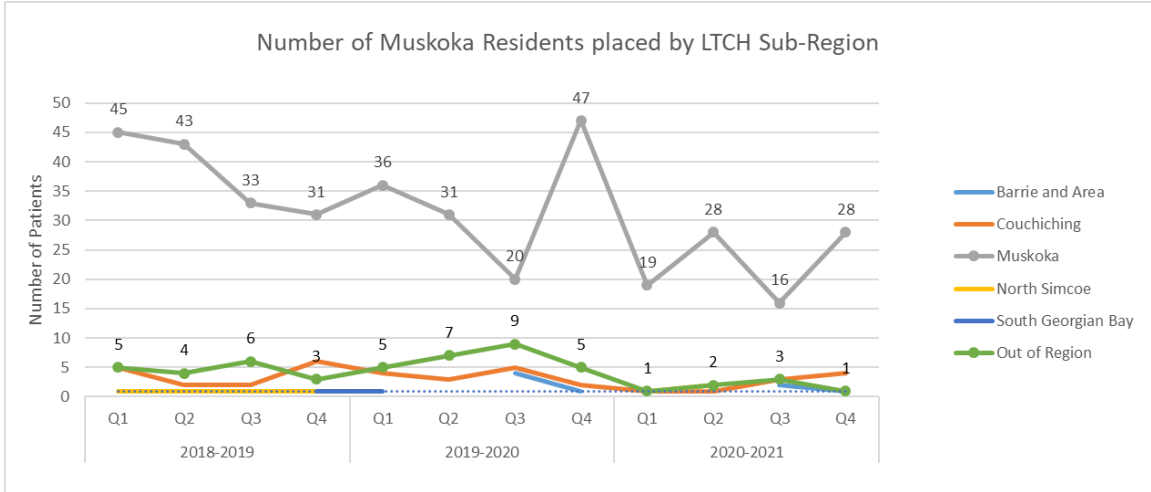
1. Muskoka residents placed to their home sub-region and other sub-regions;
2. Muskoka long-term care homes' placements by the patients' home sub-regions;
3. Muskoka residents' placed-at-home rate as compared to other NSM HCCSS sub-regions.

**First a note regarding the COVID-19 Pandemic.** In FY 2020-2021, long-term care placements were severely impacted by the COVID-19 pandemic. LTC placements from hospital were halted for a period of time, there was admission hesitancy by LTC applicants, and many homes experienced COVID-19 outbreaks. In response to the pandemic, the Ontario Government issued Directive #3 for Long-Term Care Homes under the *Long-Term Care Homes Act, 2007*. The Directive stipulates facilities can no longer have more than two people in a room, resulting in loss of capacity in long-term care homes that have 3 and 4 beds to a room. LTC capacity was impacted in all 5 NSM sub-regions. Additionally requirements for isolating new and returning residents further impacted placements to long-term care.

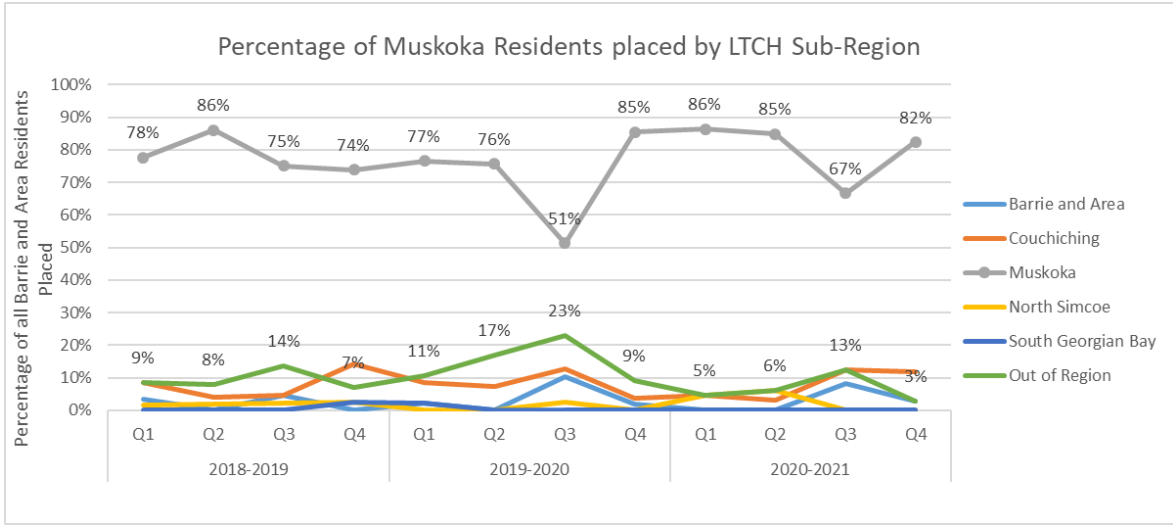
### 1. Muskoka residents placed to home sub-region and to other sub-regions

For Muskoka residents placed in a long-term care home, the majority of residents were placed within their home sub-region. This has been consistent over the last three years (see grey line). The decrease in number of placements seen in 2019-2020 Q3 is consistent with a decline in the total number of placements for that quarter but the number of placements in Muskoka sub-region and total number of placements rebounded in 2019-2020 Q4. The significant drop in placements in 2020-2021 Q1 was due to the COVID-19. The number of placements did rebound in Q2 through Q4 2020-2021 but it was still lower than normal.

Among all other sub-regions, across the last three years, Muskoka residents were more likely to be placed to out of region homes (other HCCSSs) or to a LTCH in the Couchiching Sub-Region.

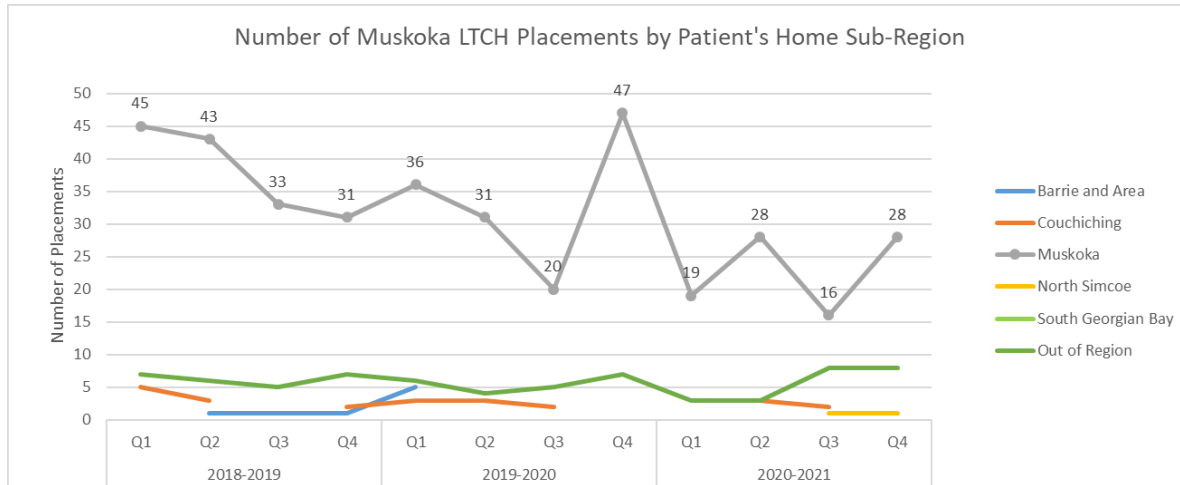


When looking at the percentage of Muskoka residents placed by LTCH sub-region, Muskoka results are comparably stable quarter over quarter. Though there was a decline in the percentage placed in the Muskoka home in 2019-2020 Q3, this can be explained by an increase in the percentage placed out-of-region and the decline in total number of placements to long-term care that quarter. On average, approximately 77% of Muskoka residents per quarter were placed within a LTCH in the Muskoka sub-region (see grey line) while 10% were placed to a long-term care home out of region (outside NSM HCCSS).

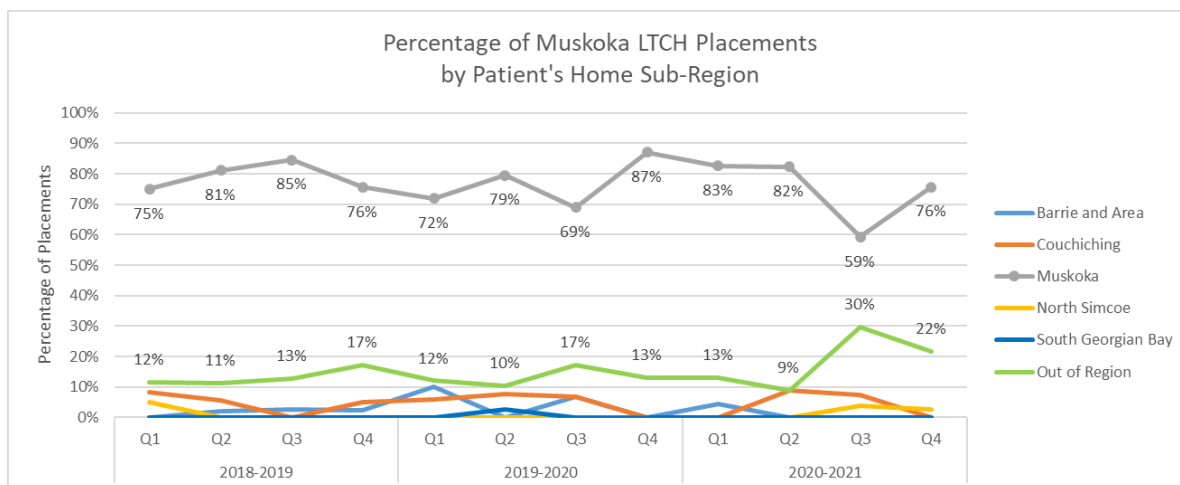


## 2. Muskoka long-term care homes' placements by the patients' home sub-regions

Patients who are placed in Muskoka long-term care homes are primarily Muskoka residents (see grey line), though residents in other NSM sub-regions access long-term care homes in Muskoka. Patients from out-of-region (other HCCSS) account for the majority of non-Muskoka residents placed within a Muskoka long-term care home (see green line).



When looking at the percentage of placements to Muskoka long-term care homes by sub-region, the percentage of Muskoka residents placed in a Muskoka home (see grey line) has remained relatively stable quarter over quarter. In 2020-2021 Q3 the percentage of placements from out of region (other HCCSSs) increased. This can be explained by the decrease in the total number of placements in a Muskoka home due to the Covid pandemic. North Simcoe and South Georgian Bay Sub-Region residents are the lowest users of Muskoka long-term care homes.



### 3. Muskoka residents' placed-at-home rate as compared to other sub-regions

For this analysis, placed-at-home means that the patient was placed in a LTCH within their home sub-region. A sub-region's placed-at-home percentage is the number of the sub-region residents placed at a home in that sub-region divided by the total number of sub-region residents placed.

From our analysis, for all NSM sub-regions, it was found that NSM residents are most often placed within a home in their own sub-region. In the past three years, this has remained true for all 5 sub-regions, most specifically Barrie and Area and Couchiching. These sub-regions have seen a 70% to 90% placed-at-home rate for their residents. South Georgian Bay has the lowest placed-at-home rate (approximately 50%-65%) except for a couple peaks in 2019-2020 Q2 (77%) and in 2020-21 Q1 (86%).

Muskoka sub-region experienced a 70% to 85% placed-at-home rate for their residents except for a low of 51% in the 2019-2020 Q3. This quarter had a low number of Muskoka resident placements in Muskoka long-term care homes and a high in out of region homes.

