

Analysis of South Georgian Bay Sub-Region LTC Placements

Analysis of South Georgian Bay Sub-Region Long-Term Care Placements

Fiscal Year 2018-2019 and Fiscal Year 2020-2021

In this analysis, we have examined the number and percentage of patients placed from their home sub-region to a long-term care home in each sub-region (NSM and out-of-region) for FY 2018-2019 through FY 2020-2021. Patient's home sub-region is determined by the patient's latest home address prior to long-term care placement.

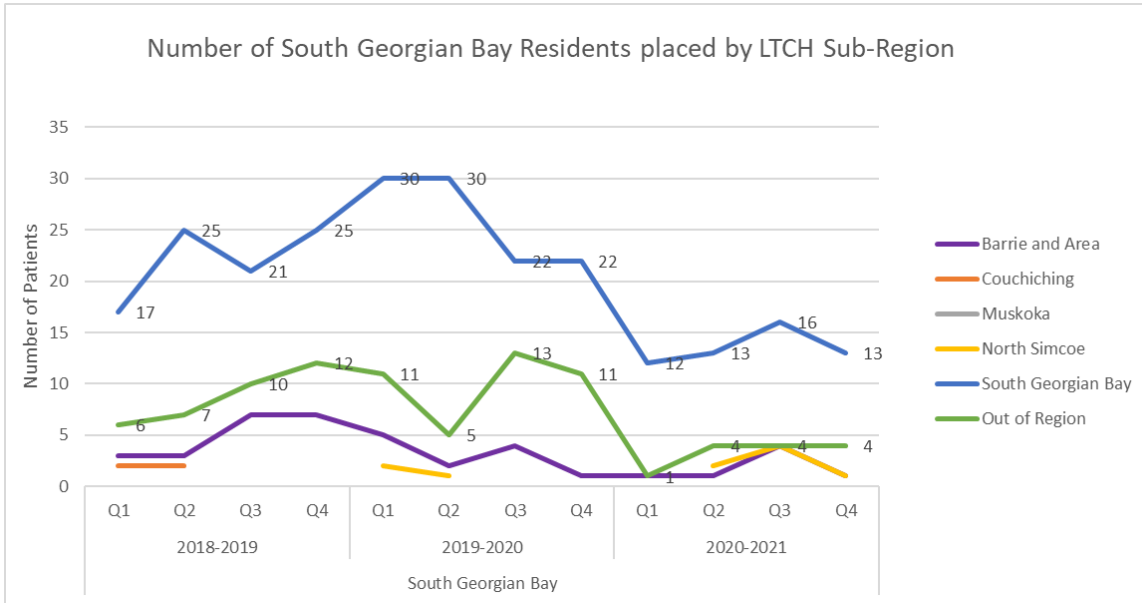
To understand the situation for South Georgian Bay (SGB) specifically, 3 aspects of information will be examined:

1. South Georgian Bay residents placed to their home sub-region and other sub-regions;
2. South Georgian Bay long-term care homes' placements by home sub-regions;
3. South Georgian Bay residents' placed-at-home rate as compared to other NSM HCCSS sub-regions.

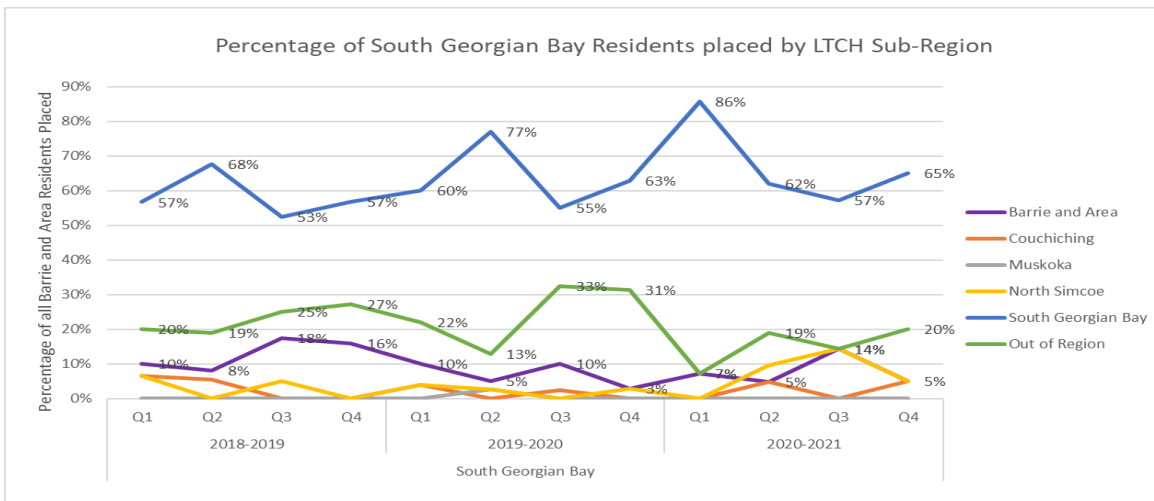
First a note regarding the COVID-19 Pandemic. In FY 2020-2021, long-term care placements were severely impacted by the COVID-19 pandemic. LTC placements from hospital were halted for a period of time, there was admission hesitancy by LTC applicants, and many homes experienced COVID-19 outbreaks. In response to the pandemic, the Ontario Government issued Directive #3 for Long-Term Care Homes under the *Long-Term Care Homes Act, 2007*. The Directive stipulates facilities can no longer have more than two people in a room, resulting in loss of capacity in long-term care homes that have 3 and 4 beds to a room. LTC capacity was impacted in all five (5) NSM sub-regions. Additionally requirements for isolating new and returning residents further impacted placements to long-term care.

1. South Georgian Bay residents placed to home sub-region and to other sub-regions

For South Georgian Bay residents placed in a long-term home, the majority of residents were placed within their home sub-region. This has been consistent over the last three years (blue line). The significant drop in placements in 2020-2021 Q1 was due to the COVID-19. The number of placements did rebound in Q2 through Q4 2020-2021 but it was still lower than normal. Among all other sub-regions, across the last three years, South Georgian Bay residents were more likely to be placed to out-of-region homes (other HCCSS), rather than the other four (4) NSM sub-regions (see green line).

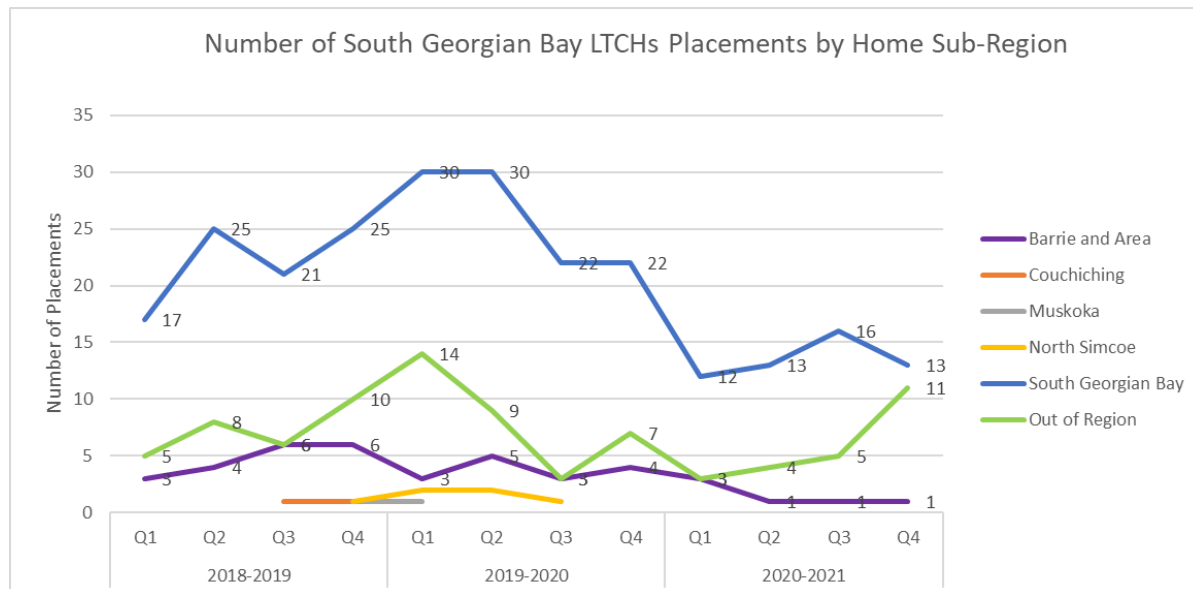


When looking at the percentage of South Georgian Bay residents placed by LTCH sub-region, South Georgian Bay results are comparably stable quarter over quarter. Though there was a peak in the percentage placed in the South Georgian Bay home in 2019-2020 Q2 followed by a decline in 2019-2020 Q3, this can be explained by a decline then an increase in the percentage placed out-of-region for those same quarters. A second peak occurred in 2020-2021 Q1 as the number of South Georgian Bay residents placed outside of South Georgian Bay declined due to the COVID-19 pandemic. On average, approximately 62% of South Georgian Bay residents were placed within a LTCH in the South Georgian Bay sub-region (blue line) while 22% were placed in a LTCH out-of-region (other HCCSS).

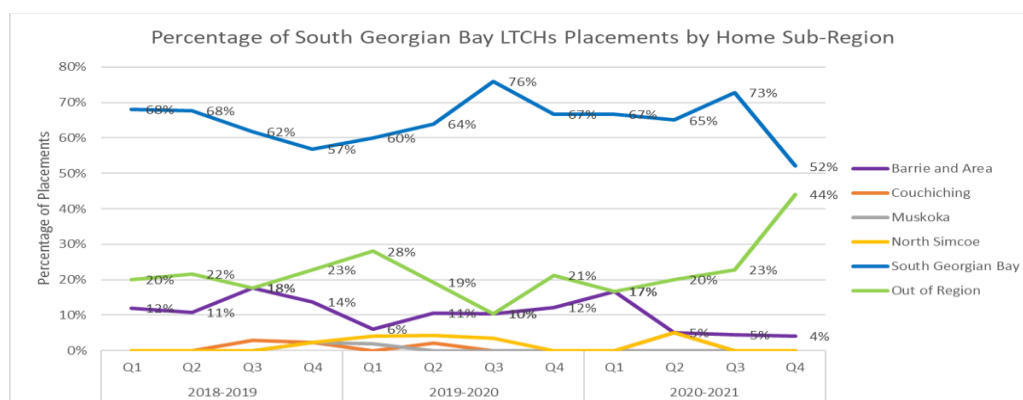


2. South Georgian Bay long-term care homes' placements by home sub-regions

Patients who are placed in South Georgian Bay long-term care homes are primarily South Georgian Bay residents (see blue line), though residents in all NSM sub-regions access long-term care homes in the South Georgian Bay area. Patients from out-of-region (other HCCSS) and Barrie and Area account for the majority of non-South Georgian Bay long-term care residents (see green and purple lines) placed within a South Georgian Bay long-term care home.



When looking at the percentage of South Georgian Bay long-term care home placements by sub-region, the percentage of South Georgian Bay residents placed in a South Georgian Bay home (blue line) has remained relatively stable with a slight increase quarter over quarter since 2018-19 Q4 finishing with a slight dip in 2019-20 Q4 and in 2020-2021 Q4 due to an increase of the out-of-region residents placed in a South Georgian Bay home. Muskoka residents are the lowest users of South Georgian Bay long-term care homes.



3. South Georgian Bay residents' placed-at-home rate as compared to other sub-regions

For this analysis, placed-at-home means that the patient was placed in a LTCH within his/her home sub-region. A sub-region's placed-at-home rate is the number of the sub-region residents placed at a home in that sub-region divided by the total number of the sub-region residents placed.

From our analysis, for all NSM sub-regions, it was found that NSM residents are most often placed within a home in their own sub-region. In the past three years, this has remained true for all five (5) sub-regions, most specifically Barrie and Area and Couchiching. These sub-regions have seen a 70% to 90% placed-at-home rate for their residents. South Georgian Bay has the lowest placed-at-home rate (approximately 50%-65%) except for a couple peaks in 2019-2020 Q2 (77%) and in 2020-21 Q1 (86%).

