



Making the decision to move to a long-term care home is a life changing step for you and your family. It's important that you have all the information you need to choose a home that is right for you. There are many things to consider, including the level of care you require, location, availability and cost. Your Home and Community Care Support Services North East Care Coordinator will support you through these decisions and can assist you with the application process.

If you can, we recommend that you and your family visit the homes you are interested in, before making any final decision.

Each person who applies for long-term care may choose up to five long-term care homes, in order of preference. These preferences will help determine the amount of time a person waits for long-term care.

For example :

- 70% of people waiting for long-term care beds are waiting for lower-cost, basic accommodations. These types of beds comprise only 40% of long-term care beds in the Northeastern Ontario system.
- Semi-private and private accommodations cost more, yet have shorter wait times.
- Newer homes have longer wait times.

For more information, or to determine more accurate wait times for you or your loved one, please consult with your Care Coordinator at 310-2222.

## Quick Facts in Kirkland Lake (as of August 2022)

**364**

Number of Long-Term Care Home (LTCH) beds

**69**

Number of people already placed in LTCH waiting their 1st choice

**8**

Average number of people who move into a LTCH each month

**129**

Number of people waiting for initial LTCH placement

**63%**

Number of people who move to their first choice upon an initial bed offer

**198**

Total wait list for LTCH placement

# Average LTCH Availability (as of August 2022)

Long –Term Care Home	Licensed Beds	Basic # of patients on waitlist	Basic 9 /10 placed within # of Days	Semi-Private # of patients on waitlist	Semi-Private 9 /10 placed within # of Days	Private # of patients on waitlist	Private 9 /10 placed within # of Days	Average beds available per month	Total patients waiting
Extendicare Kirkland Lake	98	11	263	0	239	1	102	3	12
Extendicare Tri-Town	59	63	N/A	16	670	11	N/A	2	71
Northview Nursing Home	47	16	753	2	84	4	N/A	1	20
Teck Pioneer Residence	81	64	1001	24	435	15	667	3	82
Temiskaming Lodge	81	82	N/A	23	665	16	637	2	99

Note: These figures represent average wait times in each category, based on the total number of people waiting for long-term care in Kirkland Lake in the month of August. These wait times will vary depending on accommodation availability, and the gender and placement category of the person waiting for long-term care. Individual patients may select up to 5 LTCHs and would be reflected on more than one waitlist.

## Placement Categories

Category 1	People who need immediate admission to long-term care and cannot have their needs met at home, or who are in hospital, when hospital is in crisis. People in a LTCH that is closing within 12 weeks.
Category 2	People who need to be reunified with their spouses/partners who are currently residing in a long-term care home, and who meet eligibility requirements (including care needs.)
Category 3	People waiting for a Long-Term Care Home serving those of a particular religion, ethnic origin or culture.
Category 4A	People who have high care needs, but can still be supported at home until a bed becomes available. People in hospital waiting for long-term care. People in a LTCH seeking transfer to their first choice.
Category 4B	People with care needs who are currently managing at home with supports, but may need a long-term care home in the future. Wait times for patients in this category are much longer.
Veteran	People who are veterans and are applying to be placed into a Long-Term Care Home that contains Veteran Priority Access Beds.



Making the decision to move to a long-term care home is a life changing step for you and your family. It's important that you have all the information you need to choose a home that is right for you. There are many things to consider, including the level of care you require, location, availability and cost. Your Home and Community Care Support Services North East Care Coordinator will support you through these decisions and can assist you with the application process.

If you can, we recommend that you and your family visit the homes you are interested in, before making any final decision.

Each person who applies for long-term care may choose up to five long-term care homes, in order of preference. These preferences will help determine the amount of time a person waits for long-term care.

For example :

- 70% of people waiting for long-term care beds are waiting for lower-cost, basic accommodations. These types of beds comprise only 40% of long-term care beds in the Northeastern Ontario system.
- Semi-private and private accommodations cost more, yet have shorter wait times.
- Newer homes have longer wait times.

For more information, or to determine more accurate wait times for you or your loved one, please consult with your Care Coordinator at 310-2222.

## Quick Facts in North Bay - Nipissing (as of August 2022)

**858**

Number of Long-Term Care Home (LTCH) beds

**87**

Number of people already placed in LTCH waiting their 1st choice

**19**

Average number of people who move into a LTCH per month

**475**

Number of people waiting for initial LTCH placement

**63%**

Number of people who move to their first choice on initial bed offer

**562**

Total wait list for LTCH placement

# Average LTCH Availability (as of August 2022)

Long –Term Care Home	Licensed Beds	Basic # of patients on waitlist	Basic 9 /10 placed within # of Days	Semi-Private # of patients on waitlist	Semi-Private 9 /10 placed within # of Days	Private # of patients on waitlist	Private 9 /10 placed within # of Days	Average beds available per month	Total patients waiting
Algonquin Nursing Home	71	42	1281	15	N/A	16	540	1	54
Au Chateau	160	169	1315	47	1037	59	1089	4	202
Cassellholme	238	221	474	0	N/A	76	N/A	8	251
Eastholme	128	166	N/A	88	N/A	87	N/A	3	219
Nipissing Manor	120	97	230	61	1132	56	N/A	2	133
Waters Edge Care Community	142	135	816	65	449	63	N/A	2	189

Note: These figures represent average wait times in each category, based on the total number of people waiting for long-term care in North Bay in the month of August. These wait times will vary depending on accommodation availability, and the gender and placement category of the person waiting for long-term care. Individual patients may select up to 5 LTCHs and would be reflected on more than one waitlist.

## Placement Categories

Depending on your needs, you will be placed in one of the following categories:

<b>Category 1</b>	People who need immediate admission to long-term care and cannot have their needs met at home, or who are in hospital, when hospital is in crisis. People in a LTCH that is closing within 12 weeks.
<b>Category 2</b>	People who need to be reunified with their spouses/partners who are currently residing in a long-term care home, and who meet eligibility requirements (including care needs.)
<b>Category 3</b>	People waiting for a Long-Term Care Home serving those of a particular religion, ethnic origin or culture.
<b>Category 4A</b>	People who have high care needs, but can still be supported at home until a bed becomes available. People in hospital waiting for long-term care. People in a LTCH seeking transfer to their first choice.
<b>Category 4B</b>	People with care needs who are currently managing at home with supports, but may need a long-term care home in the future. Wait times for patients in this category are much longer.
<b>Veteran</b>	People who are veterans and are applying to be placed into a Long-Term Care Home that contains Veteran Priority Access Beds.



Making the decision to move to a long-term care home is a life changing step for you and your family. It's important that you have all the information you need to choose a home that is right for you. There are many things to consider, including the level of care you require, location, availability and cost. Your Home and Community Care Support Services North East Care Coordinator will support you through these decisions and can assist you with the application process.

If you can, we recommend that you and your family visit the homes you are interested in, before making any final decision.

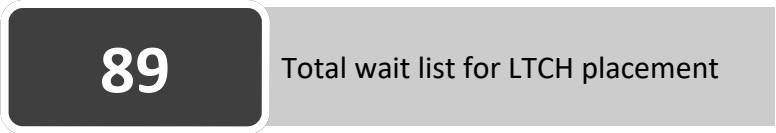
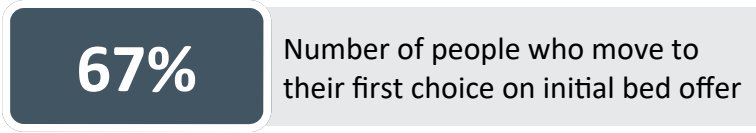
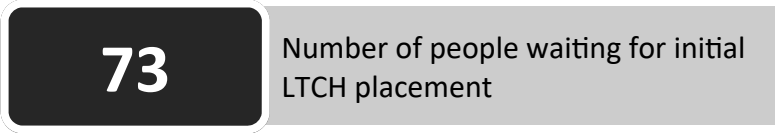
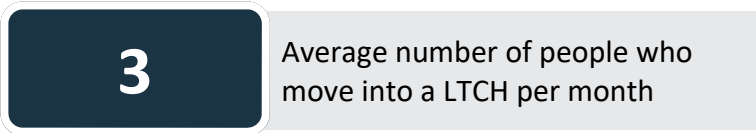
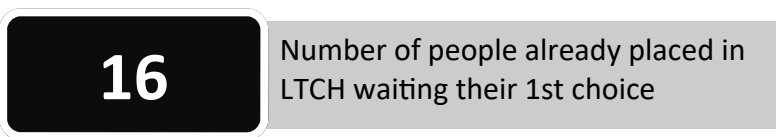
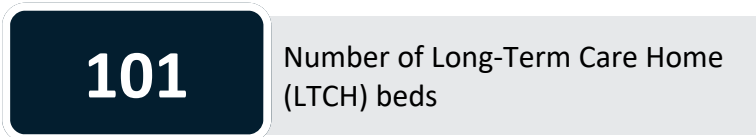
Each person who applies for long-term care may choose up to five long-term care homes, in order of preference. These preferences will help determine the amount of time a person waits for long-term care.

For example :

70% of people waiting for long-term care beds are waiting for lower-cost, basic accommodations. These types of beds comprise only 40% of long-term care beds in the Northeastern Ontario system. Semi-private and private accommodations cost more, yet have shorter wait times. Newer homes have longer wait times.

For more information, or to determine more accurate wait times for you or your loved one, please consult with your Care Coordinator at 310-2222.

## Quick Facts in Parry Sound (as of August 2022)



## Average LTCH Availability (as of August 2022)

Long –Term Care Home	Licensed Beds	Basic # of patients on waitlist	Basic 9 /10 placed within # of Days	Semi-Private # of patients on waitlist	Semi-Private 9 /10 placed within # of Days	Private # of patients on waitlist	Private 9 /10 placed within # of Days	Average beds available per month	Total patients waiting
Belvedere Heights	101	81	N/A	34	684	44	451	2	111
Lakeland Nursing Home	110	68	N/A	0	N/A	37	N/A	0	91

Note: These figures represent average wait times in each category, based on the total number of people waiting for long-term care in Parry Sound in the month of August. These wait times will vary depending on accommodation availability, and the gender and placement category of the person waiting for long-term care. Individual patients may select up to 5 LTCHs and would be reflected on more than one waitlist.

## Placement Categories

Depending on your needs, you will be placed in one of the following categories:

Category 1	People who need immediate admission to long-term care and cannot have their needs met at home, or who are in hospital, when hospital is in crisis. People in a LTCH that is closing within 12 weeks.
Category 2	People who need to be reunified with their spouses/partners who are currently residing in a long-term care home, and who meet eligibility requirements (including care needs.)
Category 3	People waiting for a Long-Term Care Home serving those of a particular religion, ethnic origin or culture.
Category 4A	People who have high care needs, but can still be supported at home until a bed becomes available. People in hospital waiting for long-term care. People in a LTCH seeking transfer to their first choice.
Category 4B	People with care needs who are currently managing at home with supports, but may need a long-term care home in the future. Wait times for patients in this category are much longer.
Veteran	People who are veterans and are applying to be placed into a Long-Term Care Home that contains Veteran Priority Access Beds.

# Long-Term Care Homes

*in Sault Ste Marie - Algoma*



Making the decision to move to a long-term care home is a life changing step for you and your family. It's important that you have all the information you need to choose a home that is right for you. There are many things to consider, including the level of care you require, location, availability and cost. Your Home and Community Care Support Services North East Care Coordinator will support you through these decisions and can assist you with the application process.

If you can, we recommend that you and your family visit the homes you are interested in, before making any final decision.

Each person who applies for long-term care may choose up to five long-term care homes, in order of preference. These preferences will help determine the amount of time a person waits for long-term care.

For example :

- 70% of people waiting for long-term care beds are waiting for lower-cost, basic accommodations. These types of beds comprise only 40% of long-term care beds in the Northeastern Ontario system.
- Semi-private and private accommodations cost more, yet have shorter wait times.
- Newer homes have longer wait times.

For more information, or to determine more accurate wait times for you or your loved one, please consult with your Care Coordinator at 310-2222.

## Quick Facts in Sault Ste Marie - Algoma (as of August 2022)

**985**

Number of Long-Term Care Home (LTCH) beds

**35**

Number of people already placed in LTCH waiting their 1st choice

**27**

Average number of people who move into a LTCH per month

**107**

Number of people waiting for initial LTCH placement

**70%**

Number of people who move to their first choice on initial bed offer

**142**

Total wait list for LTCH placement

# Average LTCH Availability (as of August 2022)

Long –Term Care Home	Licensed Beds	Basic # of patients on waitlist	Basic 9 /10 placed within # of Days	Semi-Private # of patients on waitlist	Semi-Private 9 /10 placed within # of Days	Private # of patients on waitlist	Private 9 /10 placed within # of Days	Average beds available per month	Total patients waiting
Algoma Manor	95	14	317	3	282	1	132	3	16
Extendicare Mapleview	256	31	795	0	N/A	6	402	8	37
Extendicare Van Daele	86	7	21	0	397	1	57	2	8
F.J. Davey Home	374	38	1301	7	638	11	613	10	50
Golden Birches	32	20	N/A	9	N/A	7	N/A	0	30
Hornepayne Community Hospital	12	0	N/A	0	N/A	1	N/A	0	1
Lady Dunn Health Centre	16	7	N/A	0	N/A	0	N/A	0	7
Mauno Kaihla Koti	60	46	1943	8	855	12	N/A	1	57
St. Joseph’s Manor	64	38	760	6	N/A	1	476	1	41

Note: These figures represent average wait times in each category, based on the total number of people waiting for long-term care in Sault Ste. Marie in the month of August. These wait times will vary depending on accommodation availability, and the gender and placement category of the person waiting for long-term care. Individual patients may select up to 5 LTCHs and would be reflected on more than one waitlist.

## Placement Categories

Depending on your needs, you will be placed in one of the following categories:

<b>Category 1</b>	People who need immediate admission to long-term care and cannot have their needs met at home, or who are in hospital, when hospital is in crisis. People in a LTCH that is closing within 12 weeks.
<b>Category 2</b>	People who need to be reunified with their spouses/partners who are currently residing in a long-term care home, and who meet eligibility requirements (including care needs.)
<b>Category 3</b>	People waiting for a Long-Term Care Home serving those of a particular religion, ethnic origin or culture.
<b>Category 4A</b>	People who have high care needs, but can still be supported at home until a bed becomes available. People in hospital waiting for long-term care. People in a LTCH seeking transfer to their first choice.
<b>Category 4B</b>	People with care needs who are currently managing at home with supports, but may need a long-term care home in the future. Wait times for patients in this category are much longer.
<b>Veteran</b>	People who are veterans and are applying to be placed into a Long-Term Care Home that contains Veteran Priority Access Beds.





Making the decision to move to a long-term care home is a life changing step for you and your family. It's important that you have all the information you need to choose a home that is right for you. There are many things to consider, including the level of care you require, location, availability and cost. Your Home and Community Care Support Services North East Care Coordinator will support you through these decisions and can assist you with the application process.

If you can, we recommend that you and your family visit the homes you are interested in, before making any final decision.

Each person who applies for long-term care may choose up to five long-term care homes, in order of preference. These preferences will help determine the amount of time a person waits for long-term care.

For example :

- 70% of people waiting for long-term care beds are waiting for lower-cost, basic accommodations. These types of beds comprise only 40% of long-term care beds in the Northeastern Ontario system.
- Semi-private and private accommodations cost more, yet have shorter wait times.
- Newer homes have longer wait times.

For more information, or to determine more accurate wait times for you or your loved one, please consult with your Care Coordinator at 310-2222.

## Quick Facts in Sudbury-Manitoulin (as of August 2022)

**1555**

Number of Long-Term Care Home (LTCH) beds

**35**

Number of people already placed in LTCH waiting their 1st choice

**35**

Average number of people who move into a LTCH per month

**107**

Number of people waiting for initial LTCH placement

**70%**

Number of people who move to their first choice on initial bed offer

**142**

Total wait list for LTCH placement

# Average LTCH Availability (as of August 2022)

Long –Term Care Home	Licensed Beds	Basic # of patients on waitlist	Basic 9 /10 placed within # of Days	Semi-Private # of patients on waitlist	Semi-Private 9 /10 placed within # of Days	Private # of patients on waitlist	Private 9 /10 placed within # of Days	Average beds available per month	Total patients waiting
Elizabeth Centre	126	174	N/A	0	N/A	86	N/A	5	228
Espanola Nursing Home	62	46	N/A	15	N/A	15	N/A	0	52
Extendicare Falconbridge	232	46	291	11	111	19	N/A	8	64
Extendicare York	272	34	N/A	3	178	9	107	9	42
Manitoulin Centennial Manor	60	22	1181	13	690	11	N/A	2	29
Manitoulin Lodge	58	9	301	6	243	5	N/A	1	11
Pioneer Manor	406	429	N/A	0	N/A	235	N/A	12	587
St. Gabriel’s Villa	128	329	N/A	0	N/A	133	1958	3	382
St. Joseph’s Villa	128	457	1303	182	N/A	245	159	4	590
Finlandia Hoivakoti	108	306	N/A	113	211	193	N/A	3	456
Wikwemikong Nursing Home	59	6	259	4	N/A	2	109	2	9

Note: These figures represent average wait times in each category, based on the total number of people waiting for long-term care in Sudbury in the month of August. These wait times will vary depending on accommodation availability, and the gender and placement category of the person waiting for long-term care. Individual patients may select up to 5 LTCHs and would be reflected on more than one waitlist.

## Placement Categories

Depending on your needs, you will be placed in one of the following categories:

<b>Category 1</b>	People who need immediate admission to long-term care and cannot have their needs met at home, or who are in hospital, when hospital is in crisis. People in a LTCH that is closing within 12 weeks.
<b>Category 2</b>	People who need to be reunified with their spouses/partners who are currently residing in a long-term care home, and who meet eligibility requirements (including care needs.)
<b>Category 3</b>	People waiting for a Long-Term Care Home serving those of a particular religion, ethnic origin or culture.
<b>Category 4A</b>	People who have high care needs, but can still be supported at home until a bed becomes available. People in hospital waiting for long-term care. People in a LTCH seeking transfer to their first choice.
<b>Category 4B</b>	People with care needs who are currently managing at home with supports, but may need a long-term care home in the future. Wait times for patients in this category are much longer.
<b>Veteran</b>	People who are veterans and are applying to be placed into a Long-Term Care Home that contains Veteran Priority Access Beds.



Making the decision to move to a long-term care home is a life changing step for you and your family. It's important that you have all the information you need to choose a home that is right for you. There are many things to consider, including the level of care you require, location, availability and cost. Your Care Coordinator will support you through these decisions and can assist with the application process.

If you can, we recommend that you and your family visit the homes you are interested in, before making any final decision.

Each person who applies for long-term care may choose up to five (5) long-term care homes, in order of preference. These decisions will help determine the amount of time a person waits for long-term care.

For example, did you know that:

- 70% of people waiting for long-term care beds are waiting for lower-cost, basic accommodations that comprise only 40% of long-term care beds in the system.
- Semi-private and private accommodations cost more, but have shorter wait times.
- Newer homes have longer wait times.

For more information, or to determine more accurate wait times for you or your loved one, please consult with your Care Coordinator at 310-2222.

## Quick Facts in Timmins (as of August 2022)

**663**

Number of Long-Term Care Home (LTCH) beds

**65**

Number of people already placed in LTCH waiting their 1st choice

**27**

Average number of people who move into a LTCH per month

**490**

Number of people waiting for initial LTCH placement

**59%**

Number of people who move to their first choice on initial bed offer

**555**

Total wait list for LTCH placement

# Average LTCH Availability (as of August 2022)

Long –Term Care Home	License d Beds	Basic # of patients on waitlist	Basic 9 /10 placed within # of Days	Semi-Private # of patients on waitlist	Semi-Private 9 /10 placed within # of Days	Private # of patients on waitlist	Private 9 /10 placed within # of Days	Average beds available per month	Total patients waiting
Bignucolo Residence	18	10	N/A	0	N/A	2	N/A	0	12
Extendicare Kapuskasing	59	43	57	2	781	3	N/A	1	46
Extendicare Timmins	180	240	1582	0	N/A	3	657	7	241
Foyer des Pionniers	66	55	1529	10	1099	6	1185	1	64
Golden Manor	176	263	1515	0	2	13	658	4	269
North Centennial Manor	77	96	1445	16	1625	6	735	1	111
Rosedale Centre	20	13	N/A	0	N/A	2	N/A	0	13
Smooth Rock Falls Hospital— LTC Unit	20	14	651	0	N/A	3	N/A	0	16
South Centennial Manor	68	25	539	0	N/A	10	616	2	33
Villa Minto	33	45	1282	0	N/A	4	450	0	48

Note: These figures represent average wait times in each category, based on the total number of people waiting for long-term care in Timmins in the month of August. These wait times will vary depending on accommodation availability, and the gender and placement category of the person waiting for long-term care. Individual patients may select up to 5 LTCHs and would be reflected on more than one waitlist.

## Placement Categories

Depending on your needs, you will be placed in one of the following categories:

Category 1	People who need immediate admission to long-term care and cannot have their needs met at home, or who are in hospital, when hospital is in crisis. People in a LTCH that is closing within 12 weeks.
Category 2	People who need to be reunified with their spouses/partners who are currently residing in a long-term care home, and who meet eligibility requirements (including care needs.)
Category 3	People waiting for a Long-Term Care Home serving those of a particular religion, ethnic origin or culture.
Category 4A	People who have high care needs, but can still be supported at home until a bed becomes available. People in hospital waiting for long-term care. People in a LTCH seeking transfer to their first choice.
Category 4B	People with care needs who are currently managing at home with supports, but may need a long-term care home in the future. Wait times for patients in this category are much longer.
Veteran	People who are veterans and are applying to be placed into a Long-Term Care Home that contains Veteran Priority Access Beds.